

Student's Feedback Report 2022-23

The student's feedback analysis is done among the 6th semester students appearing in final examination. All final year students are to submit the feedback online in the prescheduled questionnaire at their form fill up session. Out of total 923 students appearing in the semester 6 examination nearly 90% students submitted 6 online feedback.

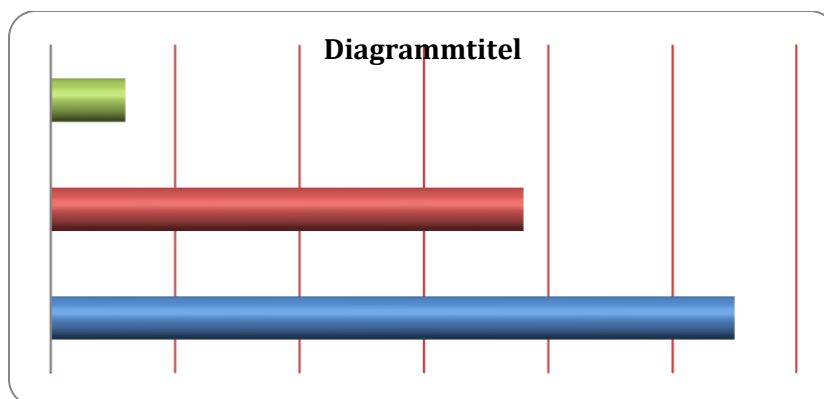
The institute has designed the questionnaire to assess student's satisfaction and dissatisfaction towards their needs, objectives and purpose of study and goals. The questionnaire includes twenty-six different areas to grade **choice of subjects, co-relation between the theory and practical or field survey, application of computers, departmental laboratories.** Overall infrastructural facilities (including drinking water, sanitation etc), caring to student's grievances, adequacy of teachers towards their teaching- communicating- encouraging skills and overall behavioral attitude and ranking their relation with their teachers throughout, services obtained from administrative and office staffs, student's participation in extra-curricular activities and the influence of the teachers on it, relation with student's union, their friendship making etc. The feedback analysis is done to show the attitude of students to the institution and the overall assessment about the institution.

The questionnaire was designed under four heads- **Teaching-Learning and Evaluation, Academic Infrastructure, Student's Support System and Student's Progression.**

Academic Infrastructure: - To assess the area and environment of the class room about 55% students opined it as average, 38% are neutral and only 6% showed dissatisfaction. About 71% students of laboratory based students found the laboratory facilities fully equipped and properly maintained and found proper synchronization of their theory and practical classes, 26% students are partly satisfied and only 2% students found the facilities non- satisfactory.

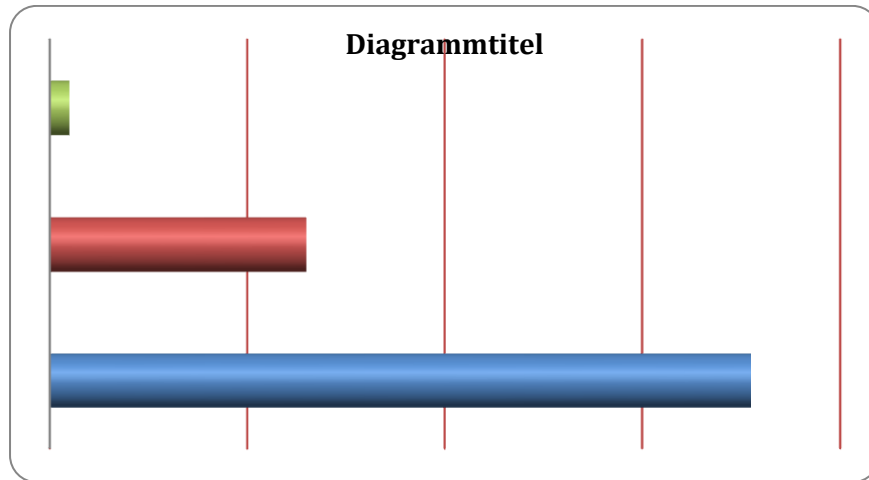
The area and environment of the classroom

Average	55%
Neutral	38%
Non satisfactory	6%



Laboratory Facilities

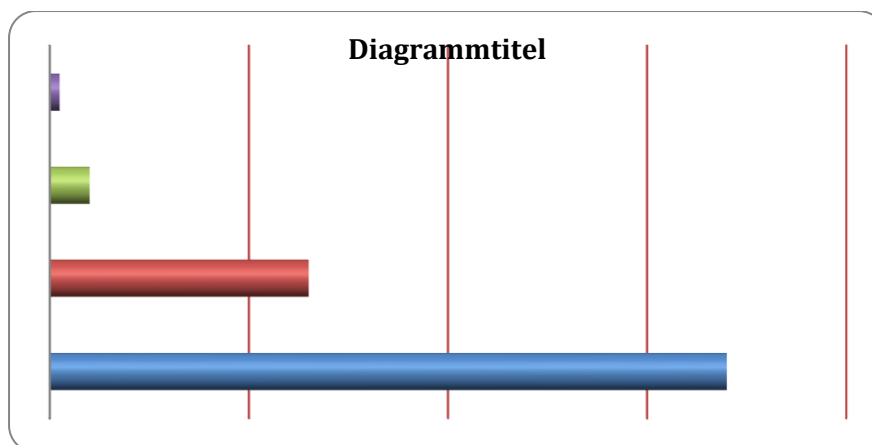
Fully	71%
Partly	26%
Not Maintained	2%



Library facilities:- the tabulation reveals the fact that about 68% students found the library environment stock of books, availability of books excellent, 26% students found it adequate and negligible 4% opined it inadequate and 1% found it very poor.

Library facilities

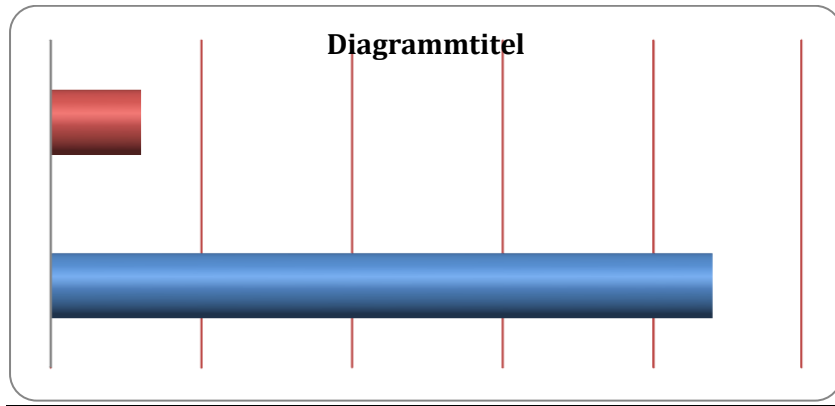
Excellent	68%
Adequate	26%
Inadequate	4%
Very poor	1%



ICT Facilities: - To cope up with the advancement the modern technologies the college has introduced smart classes, digital library. About 88% students found the availability and access to smart class and ICT facilities and virtual class very good. Only 12% students denied the presence of smart class. 46% students found the internet access average, 13% satisfactory, 32% neutral and 8% opined as non satisfactory.

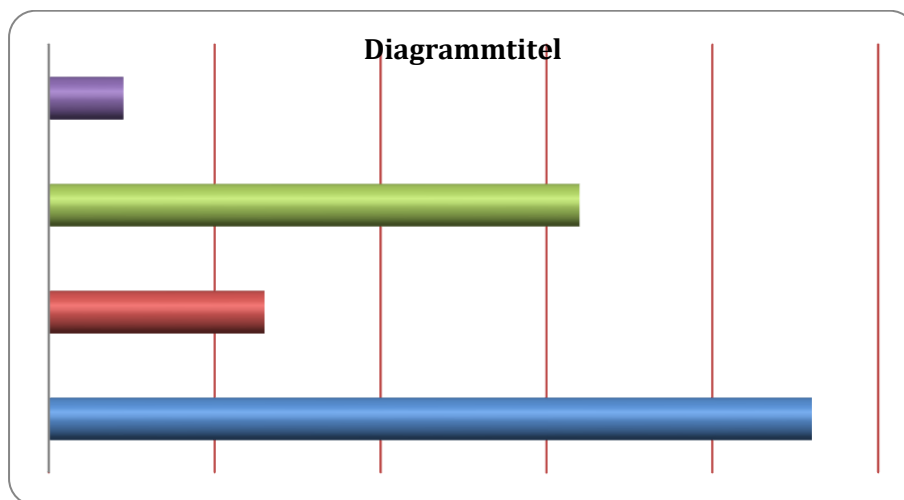
Availability and access to smart class with ICT facilities, virtual class

Yes	88%
No	12%



Access to internet, wifi connectivity

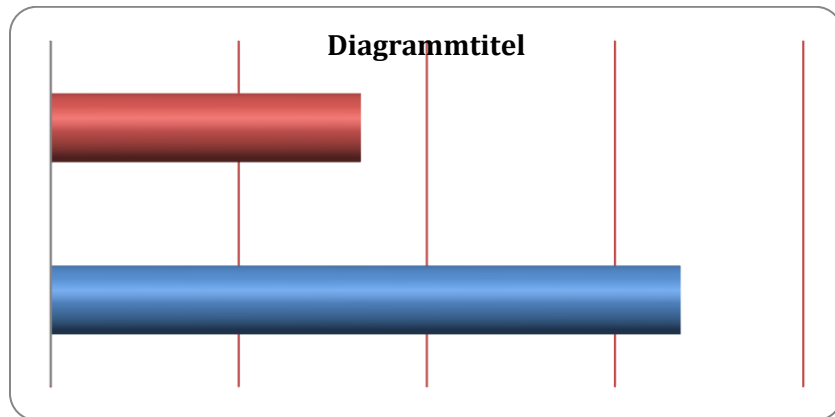
Average	46%
Satisfactory	13%
Neutral	32%
Non satisfactory	8%



Health and Sanitation:- This issue has been addressed by the students on their opinion about the overall drinking water and sanitation condition, gym facilities, functioning of health unit and medical facilities. The health unit of the college seems to be satisfactory to most of the student. About 33% of students found to be non-responsive about gym facilities of the college. About 90% students admitted that there are adequacy of safe drinking water system in the institution.

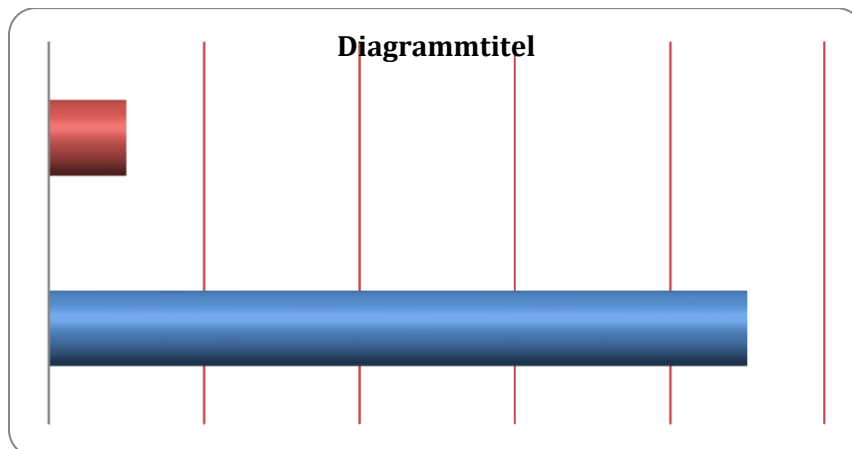
Gymnasium facilities

Yes	67%
No	33%



Safe drinking water and sanitation facilities

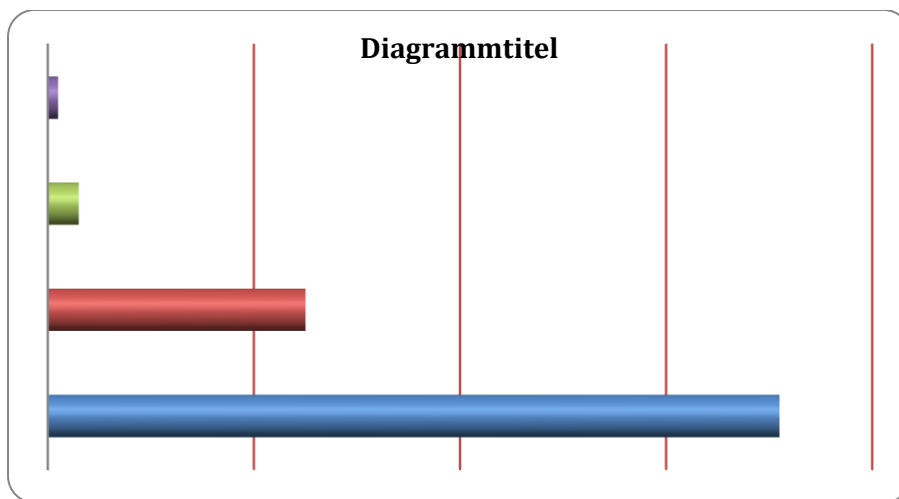
Yes	90%
No	10%



Office and administrative facilities:- students are asked to grade office infrastructure as helpful or indifferent. About 71% student found the office staff as very helpful, 25% found it Co-operative, 3% found it indifferent and a minimum 1% student opined institution's office as unhelpful.

Institution's administrative office

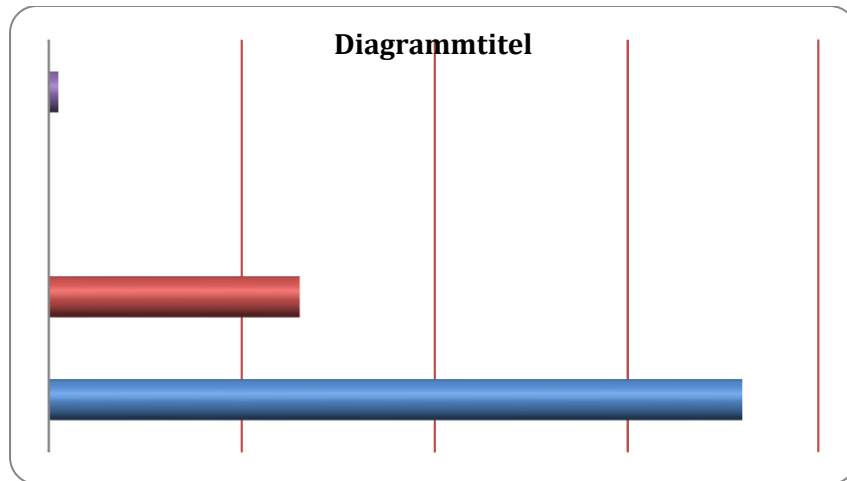
Helpful	71%
Co-operative	25%
Indifferent	3%
Unhelpful	1%



Student-Teacher Relationship: - the institute provides the opportunity to its students to make an unbiased gradation of their respective teachers. In view of nearly 72% students found the student-teacher relationship is good, 26% found it satisfactory, and only 1% found it poor.

Student-Teacher Relationship

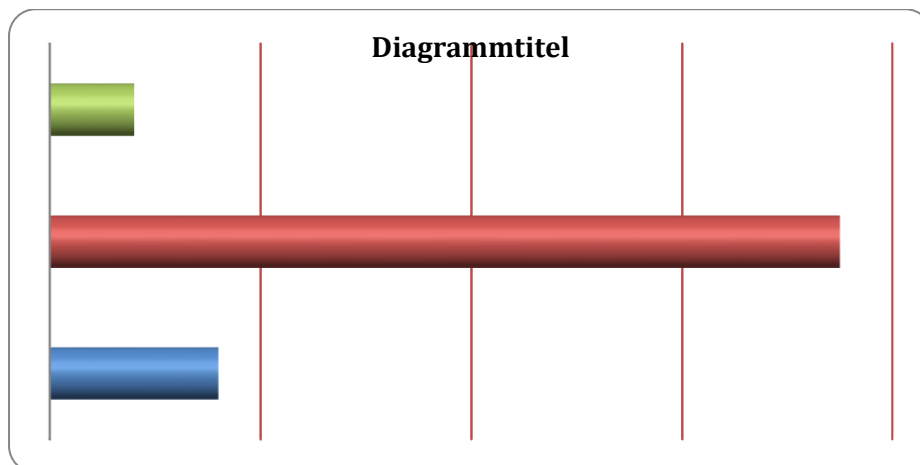
Good	72%
Satisfactory	26%
Unsatisfactory	Nil
Poor	1%



Student's attitude to the perception and acceptance of teaching methodology and timely completion of syllabus gives a varied result. 16% students found their teachers are well prepared for the class 75% found it satisfactory and 8% found it unsatisfactory.

Teachers' Preparation for the class

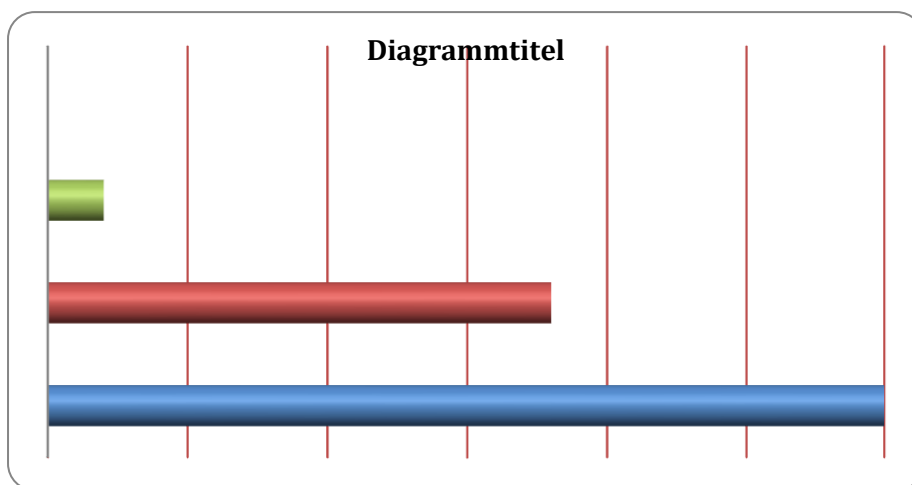
Good	16%
Satisfactorily	75%
Unsatisfactorily	8%



About 60% students are of the opinion that 85 to 100% syllabus is completed, 36% students opined that 70 to 84% syllabus is completed, 4% opined that 30 to 69% syllabus is completed in the class.

Syllabus covered in the class

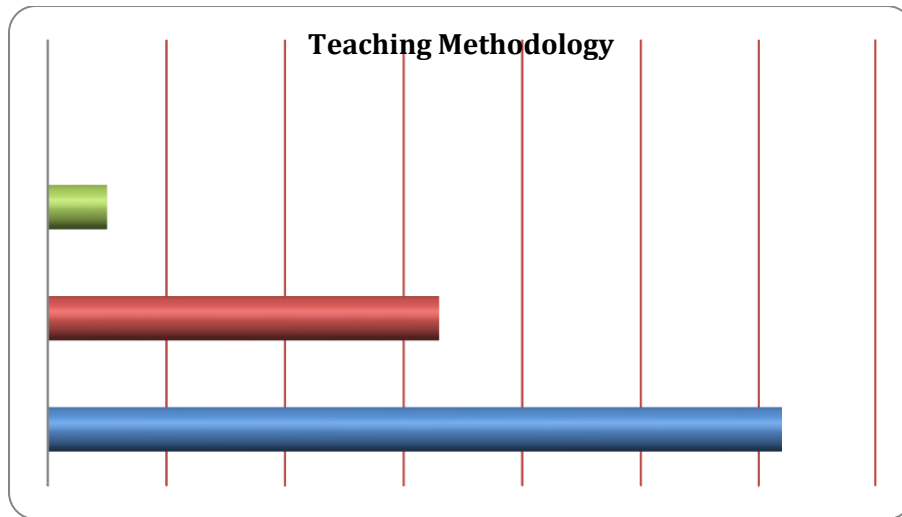
85 to 100%	60%
70 to 84%	36%
30 to 69%	4%
Below 30%	0



62% students opined that teachers use the student centric methods such as experimental learning, problem solving methodologies for enhancing learning experiences. 33% opined it as moderate, though a minimum of 5% student found it not at all.

Teaching Methodology

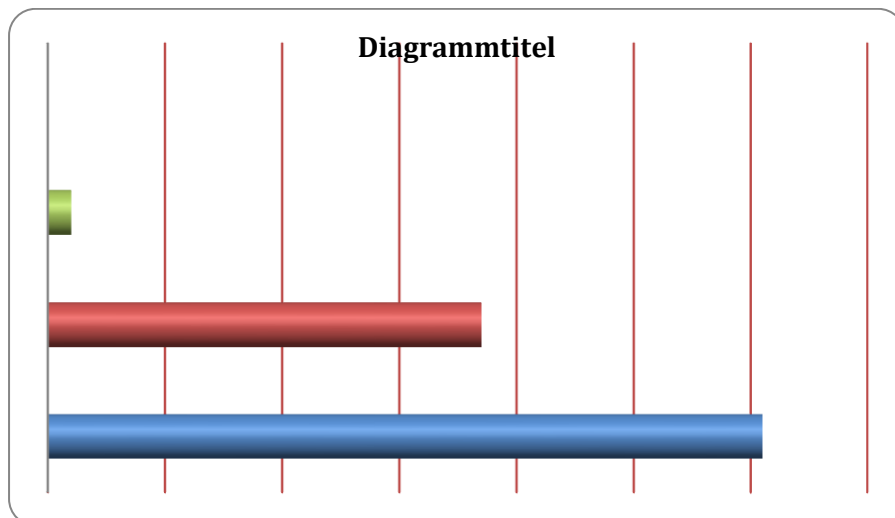
To a great extent	62%
Moderate	33%
Very little	5%
Not at all	Nil



About 61% Students found that teachers are able to communicate in the classes effectively, 37% found it satisfactorily and only 2% found it unsatisfactorily.

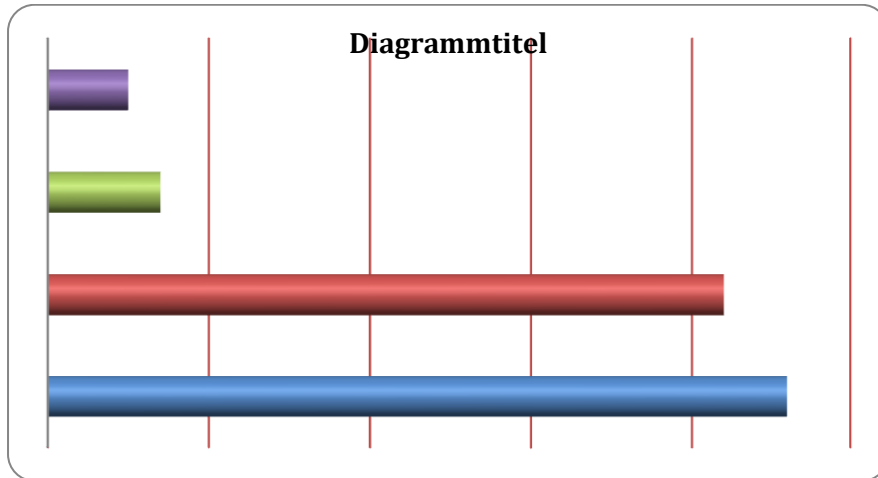
Teachers' Communicating Capability

Effectively	61%
Satisfactorily	37%
Unsatisfactorily	2%
Very poor	Nil



Percentage of teachers using ICT tools such as power point, LCD projector, Multimedia etc while teaching

70 to 90%	46%
50 to 70%	42%
30 to 50%	7%
Less than 30%	5%

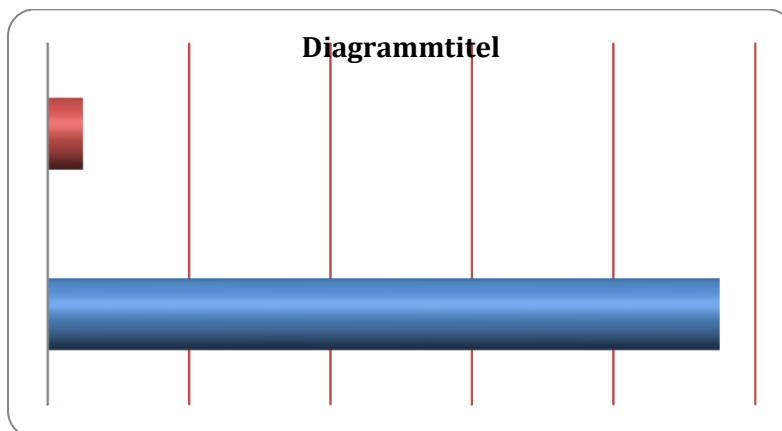


46% students found that 70 to 90% teachers use ICT tool such as power point, LCD projector, multimedia etc while teaching, 42% opined that 50 to 70% teachers use the ICT tools and only 5% opined that less than 30% teachers use the ICT tools.

Internal Evaluation System: - The college runs a compulsory internal evaluation system for all the semesters.

Internal evaluation system

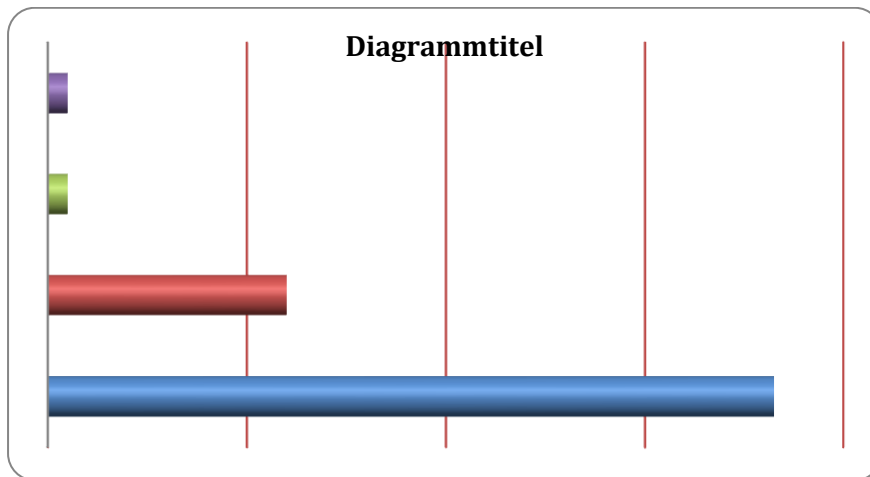
Yes	95%
No	5%



Students are asked to judge the fairness of the internal evaluation system. 73% students found it always fair, 24% opined the evaluation system usually fair and 4% found it usually unfair.

Fairness of internal evaluation system

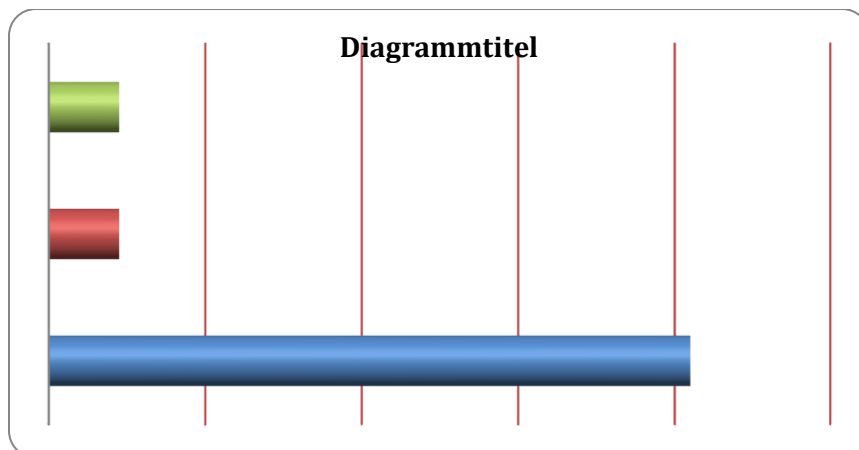
Always fair	73%
Usually fair	24%
Usually unfair	2%
Unfair	2%



About 82% of the final semester students are satisfied with the CBCS system and 9% remain neutral.

Student's Satisfaction with CBCS System

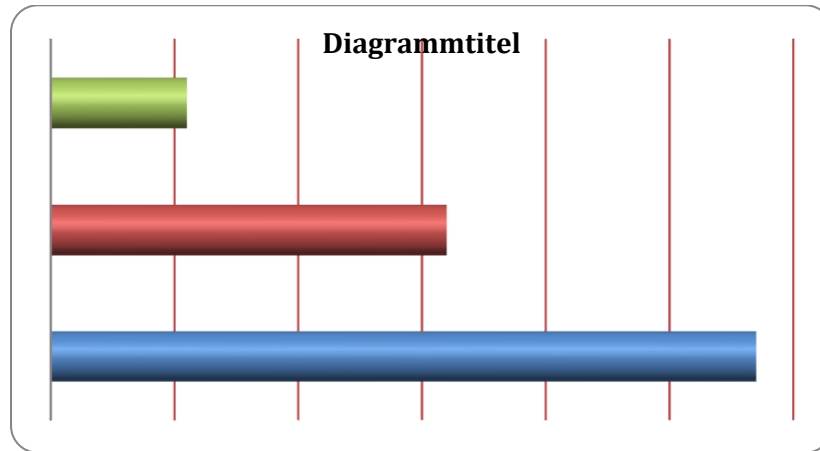
Agree	82%
Disagree	9%
Neutral	9%



Extension and extra-curricular activity: - About 32% opined that they often participate in extra-curricular activities, 57% opined as rarely and 11% told that they never participated in extra-curricular activity.

Student's Participation in Extra-curricular activity

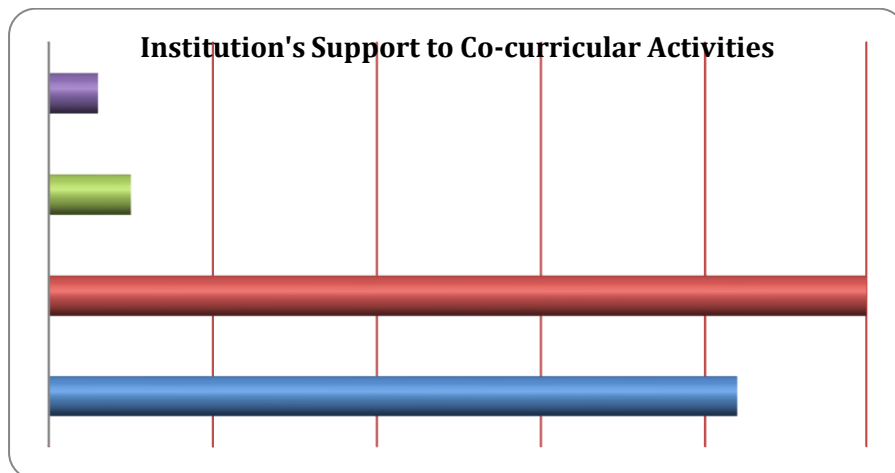
Rarely	57%
Often	32%
Never	11%



About 42% students strongly agree that the institution support co-curricular and cultural growth apart from class, 50% students agree with the fact and 5% students remains neutral.

Institution's support to Co-curricular Activities

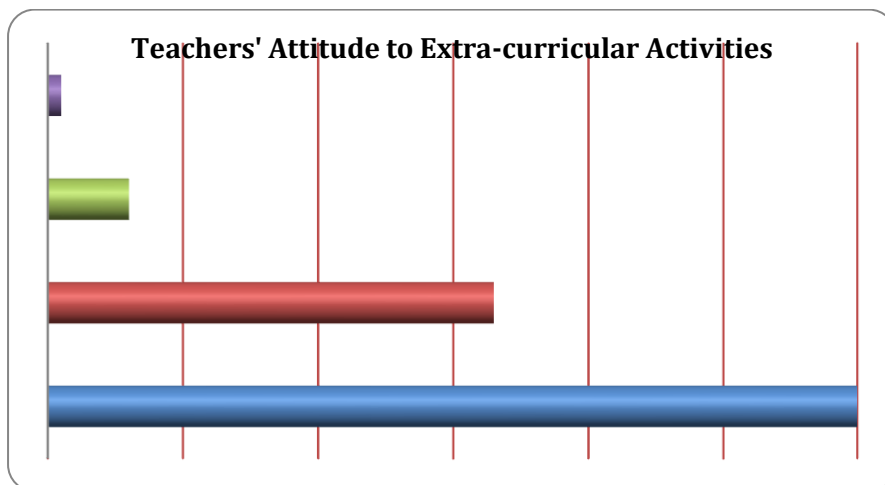
Strongly agree	42%
Agree	50%
Neutral	5%
Disagree	3%



60% students found their teachers attitude as co-operative, 33% found them encouraging, 6% found their teachers are indifferent and 1% students found them enthusiastic

Teacher’s attitude to extra-curricular activities

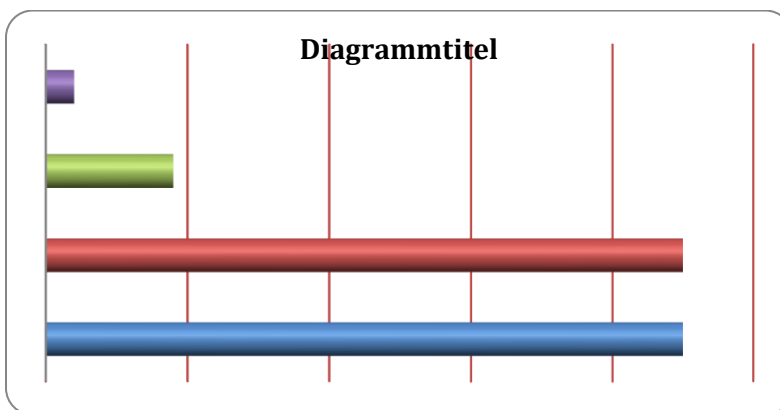
Cooperative	60%
Encouraging	33%
Indifferent	6%
Enthusiastic	1%



The effectiveness of NCC and NSS programmes of the institution to the students found very good and good to about 90% students and only 2% students perceps the programme organised by NCC and NSS unit unsatisfactory.

Participation in NCC and NSS activities

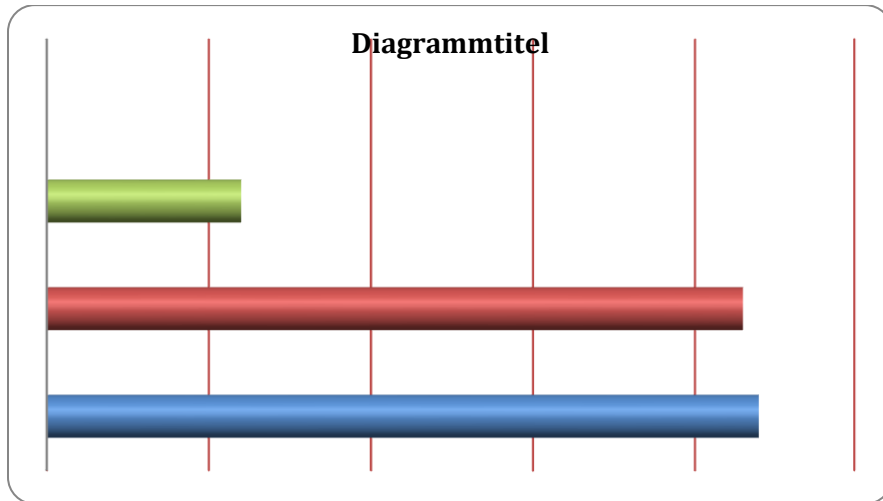
Very good	45%
Good	45%
Satisfactory	9%
Unsatisfactory	2%



About 44% students found the usefulness of social and cultural programme seminars and effective, 43% found it useful, 12% opined as satisfactory.

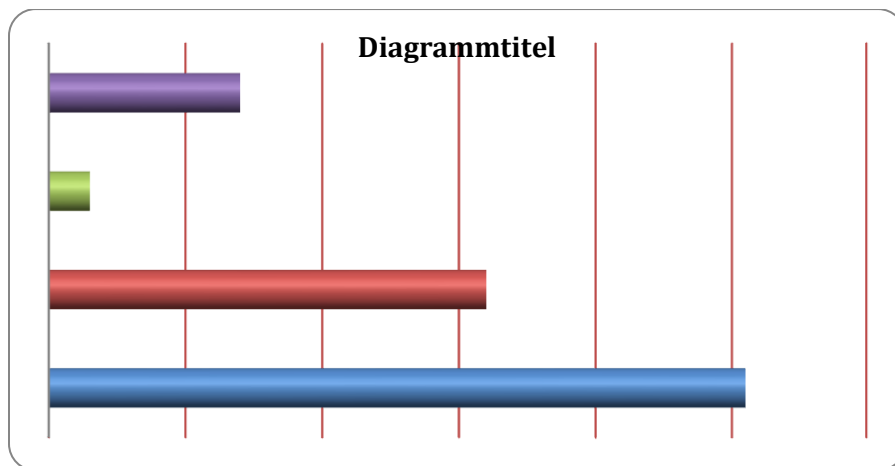
Usefulness of social and cultural programmes seminars organized by the college

Effective	44%
Useful	43%
Satisfactory	12%
Unsatisfactory	0%



Relationship with Students' Union

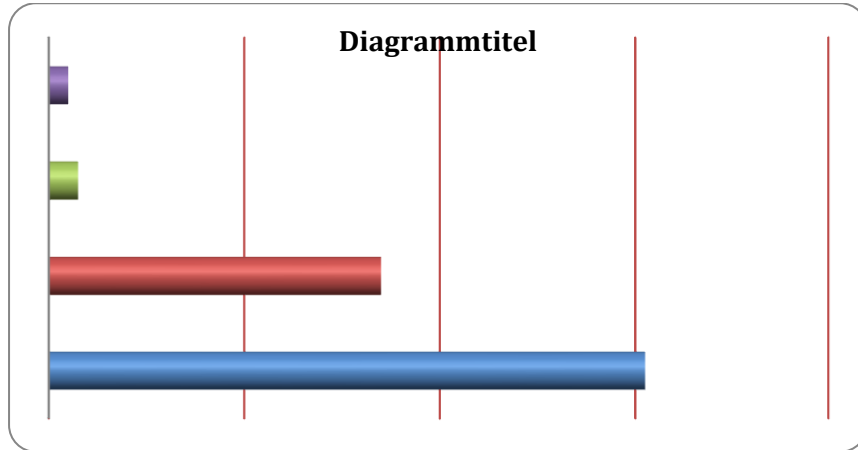
Good	51%
Satisfactory	32%
Unsatisfactory	3%
Neutral	14%



Students Progression: - it is pride of this institution that 61% students will talk about the institution proudly, 34% talk sympathetically and only 2% will talk indifferently after they leave the institution.

After leaving the institution how will you talk about it?

Proudly	61%
Sympathetically	34%
Unsympathetically	3%
Indifferently	2%



Institution's effort in creating social awareness among students

Excellent	40%
Good	55%
Satisfactory	4%
Unsatisfactory	1%

